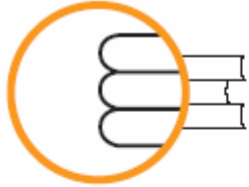




Rs9. Reading Ability at 15 years of age - PISA scale

ISEI-IVEI 2005





ISEI·IVEI

IRAKAS-SISTEMA EBALUATU
ETA IKERTZEKO ERAKUNDEA
INSTITUTO VASCO DE EVALUACIÓN
E INVESTIGACIÓN EDUCATIVA

ELISKO JAURLARITZA



GOBIERNO VASCO

HEZKUNTZA, UNIBERTSITATE
ETA IKERKETA SAIALA

DEPARTAMENTO DE EDUCACIÓN,
UNIVERSIDADES E INVESTIGACIÓN

Published: June 2005

© ISEI·IVEI

BY ISEI·IVEI

Instituto Vasco de Evaluación e Investigación Educativa
Asturias 9, 3º - 48015 Bilbao
Tel.: 94 476 06 04 - Fax: 94 476 37 84
info@isei-ivei.net - www.isei-ivei.net

CO-ORDINATION:

Paz Martínez
Jesús Grisaleña

DESIGN:

Onoff Imagen y Comunicación / www.eonoff.com

Rs9 Reading Ability at 15 years of age - PISA scale

PERCENTAGE OF STUDENTS AT LEVEL 1 OR LOWER IN READING ABILITY ON THE PISA SCALE 2003.

The objective of the European Union to improve the reading ability of 15 year olds has led to the establishment of a target of a maximum EU average of 15.5% for those with reading levels <1 and 1 by 2010 according to the PISA evaluation scale.

This indicator shows the current percentage of 15 year olds with a reading level of <1 and 1 in countries participating in the PISA evaluation 2003.

The evaluation in the CAE indicates that the percentage of 15 year olds with a reading level <1 and 1 is 17.1%. This figure is only 1.6% from the European target for 2010 and 2 points lower than the OCDE average of 19.1% and four points below the Spanish percentage of (21.1%).

According to sex, studies show that figures for girls 15 years of age in Spain (14.5), the OCDE states (13.8) and the CAE (9.4) have met or surpassed the EU target levels. For boys however, statistics in Spain (27.9), the OCDE states (24.2) and CAE (25.0) show that they are still far from EU targets.

(*) Point of Reference or Objective of the EU for 2010: the maximum percentage of students 15 years of age with reading level <1 and 1 should not exceed 15.5% of the EU average.

Rs9 Reading Ability at 15 years of age - PISA scale

TABLE RS9.1

PERCENTAGE OF STUDENTS OF 15 YEARS OF AGE FROM COUNTRIES PARTICIPATING IN THE PISA TEST 2003 WITH LEVELS <1 AND 1 IN READING ABILITY.

	LEVEL <1	LEVEL 1	TOTAL
Finland	1,1	4,6	5,7
Korea	1,4	5,4	6,8
Canada	2,3	7,3	9,5
Macao-China	1,0	8,7	9,7
Liechtenstein	2,5	7,9	10,4
Ireland	2,7	8,3	11,0
Holland	2,1	9,4	11,5
Australia	3,6	8,2	11,8
Hong Kong-China	8,6	12,0	3,4
Sweden	3,9	9,4	13,3
New Zealand	4,8	9,7	14,5
United Kingdom	4,1	10,8	14,9
Denmark	4,6	11,9	16,5
Switzerland	5,4	11,3	16,7
Poland	5,3	11,5	16,8
Basque Country	5,3	11,8	17,1
France	6,3	11,2	17,5
Belgium	7,8	10,0	17,9
Latvia	5,0	13,0	18,0
Norway	6,4	11,8	18,1
Iceland	6,7	11,8	18,5
OCDE Average	6,7	12,4	19,0
Japan	7,4	11,6	19,0
Czech Rep.	6,5	12,9	19,3
United States	6,5	12,9	19,4
Hungary	6,1	14,4	20,5
Austria	7,3	13,4	20,7
Spain	7,4	13,7	21,1
Portugal	7,6	14,4	21,9
Germany	9,3	13,0	22,3
Luxembourg	8,7	14,0	22,7
Italy	9,1	14,8	23,9
Slovakia	8,0	16,9	24,9
Greece	10,2	15,0	25,3
Russian Fed.	12,8	21,3	34,0
Turkey	12,5	24,3	36,8

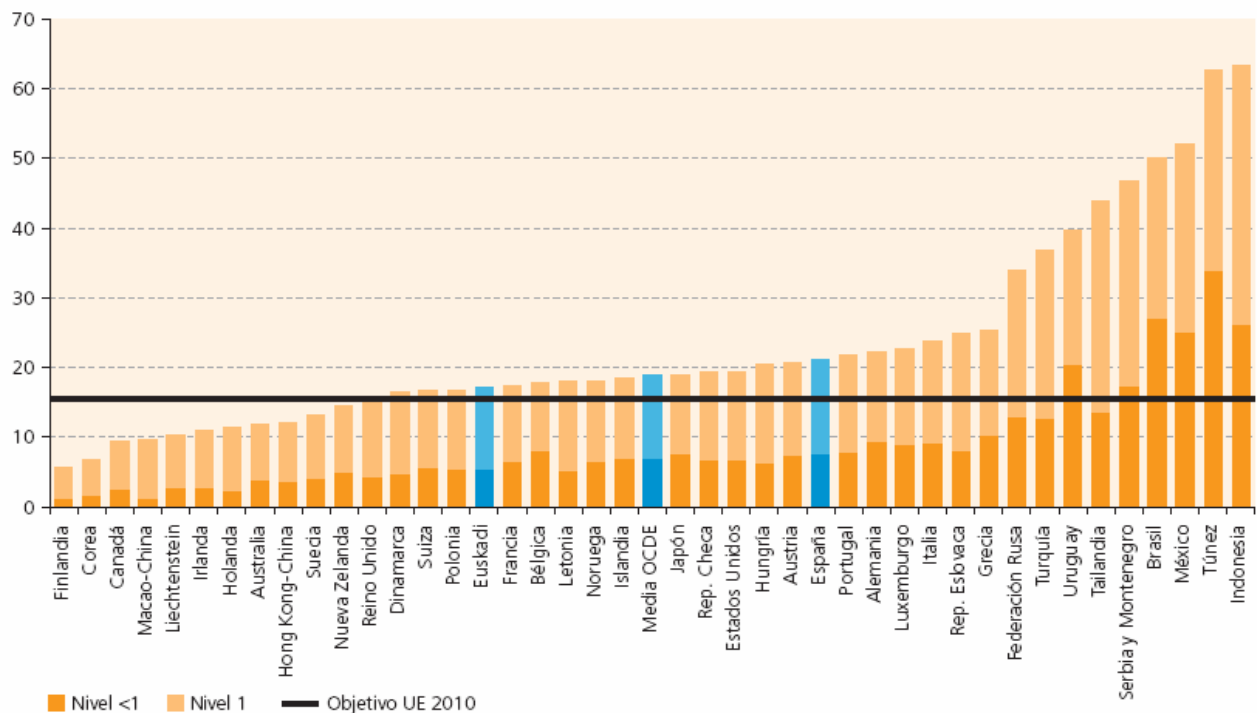
Uruguay	20,2	19,6	39,8
Thailand	13,5	30,5	44,0
Serbia & Mont.	17,1	29,6	46,7
Brazil	26,9	23,1	50,0
Mexico	24,9	27,1	52,0
Tunisia	33,7	29,0	62,7
Indonesia	26,0	37,2	63,3

Rs9 Reading Ability at 15 years of age - PISA scale

GRAPH RS9.1

PERCENTAGE OF STUDENTS OF 15 YEARS OF AGE FROM COUNTRIES PARTICIPATING IN THE PISA TEST 2003 WITH LEVELS <1 AND 1 IN READING ABILITY.

Source: PISA 2003.



Fuente: PISA 2003.

EUSKADI = BASQUE COUNTRY
Level <1 Level 1 EU Objective 2010

Rs9 Reading Ability at 15 years of age - PISA scale

TABLE RS9.6.2.

PERCENTAGE OF STUDENTS OF 15 YEARS OF AGE FROM COUNTRIES PARTICIPATING IN THE PISA TEST 2003 WITH LEVELS <1 AND 1 IN READING ABILITY. READING ABILITY ACCORDING TO SEX. GIRLS BOYS

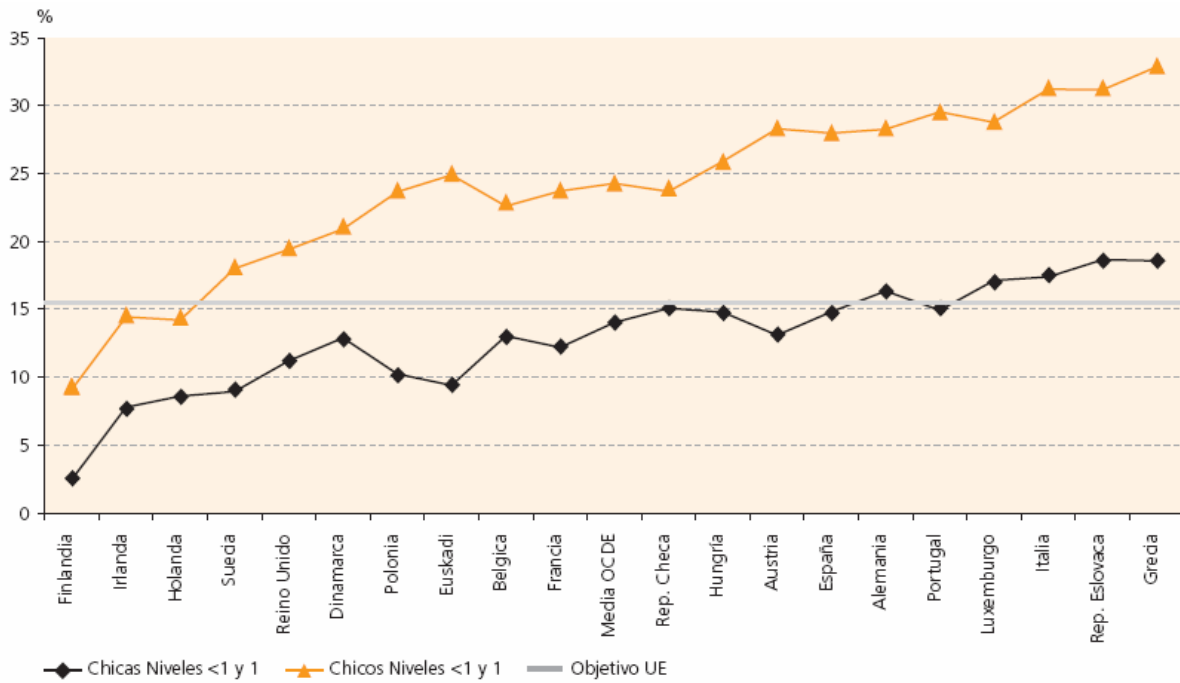
	GIRLS		BOYS	
	<1 LEVEL	LEVEL 1	<1 LEVEL	LEVEL 1
EU COUNTRIES				
Germany	5,9	10,4	12,5	15,5
Austria	3,4	9,7	11,2	17,0
Belgium	4,9	8,0	10,5	11,9
Denmark	3,2	9,5	6,1	14,4
Spain	4,0	10,5	10,9	17,0
Basque Country	2,0	7,4	8,7	16,3
Finland	0,3	2,1	1,8	7,2
France	3,6	8,5	9,3	14,2
Greece	6,0	12,5	14,8	17,8
Holland	1,5	7,1	2,7	11,6
Hungary	3,7	11,2	8,2	17,4
Ireland	1,8	5,9	3,6	10,7
Italy	5,0	12,2	13,4	17,6
Luxembourg	5,5	11,7	12,1	16,5
OCDE Average	4,1	9,7	9,2	15,0
Poland	2,3	7,9	8,4	15,0
Portugal	4,0	11,1	11,5	17,9
United Kingdom	2,3	8,8	6,1	13,1
Czech Rep.	4,7	10,2	8,1	15,4
Slovakia	5,3	13,2	10,6	20,4
Sweden	2,4	6,3	5,3	12,4

Rs9 Reading Ability at 15 years of age - PISA scale

GRAPH RS9.2

PERCENTAGE OF STUDENTS OF 15 YEARS OF AGE FROM EU COUNTRIES PARTICIPATING IN THE PISA TEST 2003 WITH LEVELS <1 AND 1 IN READING ABILITY. READING ABILITY ACCORDING TO SEX

Source: PISA 2003.



Fuente: PISA 2003.

EUSKADI = BASQUE COUNTRY

Black Girls Level <1 and 1 Orange Boys Levels <1 and 1 EU Objective